

# Apprenticeship Lesson Plan

(Recommended Grades 8-10)

1. Go to the following web site [www.ilc.org](http://www.ilc.org)
2. Click on “Welcome” for English site

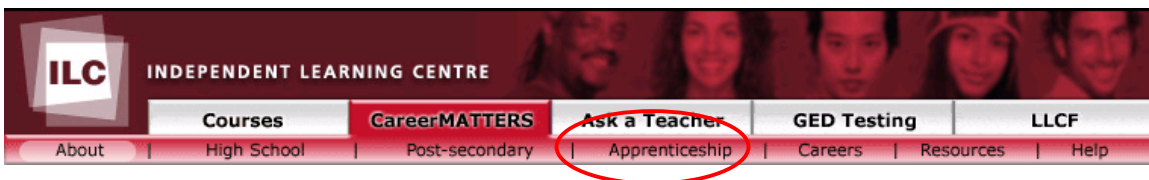


## Section A

3. Click on CareerMATTERS




4. Click on Apprenticeship



There are three parts to this web site.



5. Click on “more info” of the “What is an Apprenticeship” link.



What is an Apprenticeship?  
Age-old crafts and today's hot jobs  
[<more info>](#)

**6. Click on Overview:**



**An overview**

What is an apprenticeship?

How does an apprenticeship differ from attending post secondary school full time?

What is a “journey person”?

Approximately how many apprenticeships currently exist and how long does a typical apprenticeship period last?

**7. Click on**



**Who takes an apprenticeship?**

What are some of the personal qualities a person must have to be successful in and apprenticeship?

What are some of the skills and courses that a person considering a skilled trade should develop and take?

**8. Click on “Myths and Realities”**

<b>Overview</b>
<a href="#">What is an Apprenticeship?</a>
<b>Myths &amp; Realities</b>
<a href="#">Skilled Trades in Ontario</a>
<a href="#">How It Works</a>
<a href="#">Role of MTCU</a>
<a href="#">Role of Sponsor/Employer</a>
<a href="#">Role of In-Class Trainer</a>
<a href="#">Overview of Costs</a>
<b>Trade Descriptions</b>
<b>Next Steps</b>
<b>FAQ</b>

What is the most interesting myth and reality that you read about in this section?

Myth:

Reality:

Why did you find this myth interesting?

**9. Click on “How it Works”**

<b>Overview</b>
<a href="#">What is an Apprenticeship?</a>
<a href="#">Myths &amp; Realities</a>
<a href="#">Skilled Trades in Ontario</a>
<b>How It Works</b>
<a href="#">Role of MTCU</a>
<a href="#">Role of Sponsor/Employer</a>
<a href="#">Role of In-Class Trainer</a>
<a href="#">Overview of Costs</a>
<b>Trade Descriptions</b>
<b>Next Steps</b>
<b>FAQ</b>

Briefly explain how an Apprenticeship works?


**10. Click on “Trade Description”**

<b><u>Overview</u></b>
<b><u>Trade Descriptions</u></b>
<a href="#">View by Sector</a>
<a href="#">Alphabetic List</a>
<a href="#">Profiles</a>
<b><u>Next Steps</u></b>
<b><u>FAQ</u></b>


In Ontario, apprenticeships are divided in to 4 sectors.



1. \_\_\_\_\_



2. \_\_\_\_\_



3. \_\_\_\_\_



4. \_\_\_\_\_

**Section B**

In this next section, you will have an opportunity to investigate two skilled trades that may interest you. You may search for a trade either by sector or by alphabetical listing. Once you have located two trades you find interesting or would like to know more about, complete the following chart for each trade.

# Skilled Trade Investigation Assignment

Student Name: \_\_\_\_\_

Trade Name			NOC #:
Job Description			
Salary Range	\$ _____ / hour	Projected Annual Income \$ _____ <small>(Assume 40 hours/ week @ 52 weeks/ year)</small>	Job Outlook
Training Details			
Schools (list 3)			
Related Careers (list 3)			
Types of Employers			

# Skilled Trade Investigation Assignment

Student Name: \_\_\_\_\_

Trade Name			NOC #:
Job Description			
Salary Range	\$ _____ / hour	Projected Annual Income \$ _____ <small>(Assume 40 hours/ week @ 52 weeks/ year)</small>	Job Outlook
Training Details			
Schools (list 3)			
Related Careers (list 3)			
Types of Employers			

## Section C:

If you would like more information about apprenticeship training in the Halton region, program availability, course requirements, registration information or more general information on how to begin an apprenticeship while still in high school, please see your school to career contact in Student Services to learn more about:

## OYAP – the Ontario Youth Apprenticeship Program

Please visit:

[www.schooltocareer.ca/oyap](http://www.schooltocareer.ca/oyap)

